


Monthly Waste Stream Summary

MB Real Estate - 205-225 N. Michigan Ave.

December 2014

	Landfilled	38.59 tons	58.90%
	Diverted	26.93 tons	41.10%
	Total	65.52 tons	100.00%

Diverted Material Includes:

Recycled Material:

Paper:	15.40 tons
Plastic:	0.10 tons
Aluminum:	0.10 tons
Glass:	0.10 tons
Cardboard:	11.23 tons

Special Waste Material:

These recycling efforts conserved the following resources:

-  111,288 kW-hrs of electricity
Enough to power 9 homes for a full year
-  2,689 gallons of oil
Enough energy to heat and cool 13 homes for a full year
-  638 gallons of gasoline
Enough gasoline to drive 17,864 miles
-  503 mature trees
Enough to produce 6,232,170 sheets of newspaper
-  186,410 gallons of water
Enough to meet the fresh water needs of 9,936 people for a year
-  92 cubic yards of landfill airspace
Enough airspace to meet the disposal needs of a community of 1,416 people

The recycling and waste data used in this report is based on actual customer data and historic WM studies.



THINK GREEN.®

Year to Date Waste Stream Summary

MB Real Estate - 205-225 N. Michigan Ave.

So far this year:



Landfilled	507.64 tons	61.99%
Diverted	311.23 tons	38.01%
Total	818.87 tons	100.00%

Diverted Material Includes:

Recycled Material:	Special Waste Material:
Paper: 178.67 tons	
Plastic: 1.14 tons	
Aluminum: 1.14 tons	
Glass: 1.14 tons	
Cardboard: 129.14 tons	

These recycling efforts conserved the following resources:



1.286.032 kW-hrs of electricity
Enough to power 107 homes for a full year



31.098 gallons of oil
Enough energy to heat and cool 154 homes for a full year



7,387 gallons of gasoline
Enough gasoline to drive 206,836 miles



5,837 mature trees
Enough to produce 72,320,430 sheets of newspaper



2.154.670 gallons of water
Enough to meet the fresh water needs of 114,912 people for a year



1.091 cubic yards of landfill airspace
Enough airspace to meet the disposal needs of a community of 16,812 people

The recycling and waste data used in this report is based on actual customer data and historic WM studies.

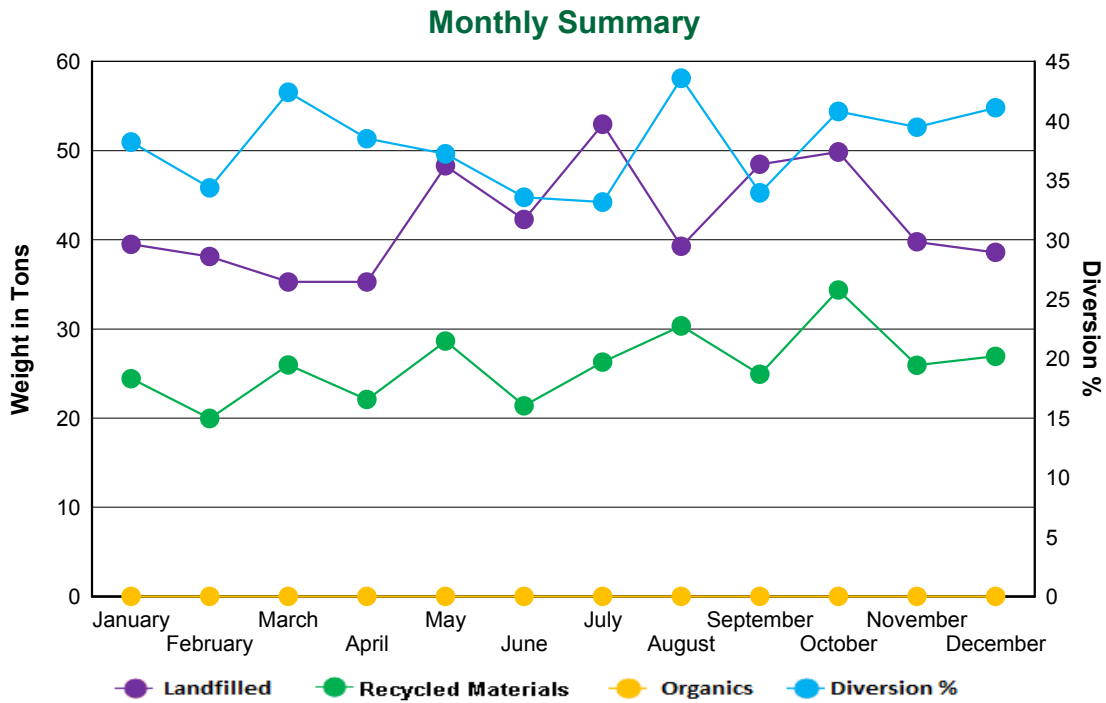


THINK GREEN.®

Monthly Summary

MB Real Estate - 205-225 N. Michigan Ave.

	Landfilled	Recycled Materials*	Organics	Other	Load Quality	Diversion %
January	39.49	24.43	0.00	0.00	0.00	38.22%
February	38.12	19.96	0.00	0.00	0.00	34.37%
March	35.27	25.97	0.00	0.00	0.00	42.41%
April	35.27	22.09	0.00	0.00	0.00	38.51%
May	48.29	28.64	0.00	0.00	2.83	37.23%
June	42.28	21.38	0.00	0.00	2.11	33.58%
July	52.97	26.29	0.00	0.00	2.91	33.17%
August	39.27	30.34	0.00	0.00	3.00	43.59%
September	48.47	24.91	0.00	0.00	2.72	33.95%
October	49.85	34.36	0.00	0.00	3.69	40.80%
November	39.77	25.93	0.00	0.00	2.78	39.47%
December	38.59	26.93	0.00	0.00	2.66	41.10%
Year-To-Date	507.64 tons	311.23 tons	0.00 tons	0.00 tons	22.70 tons	38.01%



*Recycled Materials only refers to the Paper, Plastic, Aluminum, Glass & Cardboard recycled by this facility each month, and excludes any tonnage from the "Special Waste Materials" category reported under "Other".

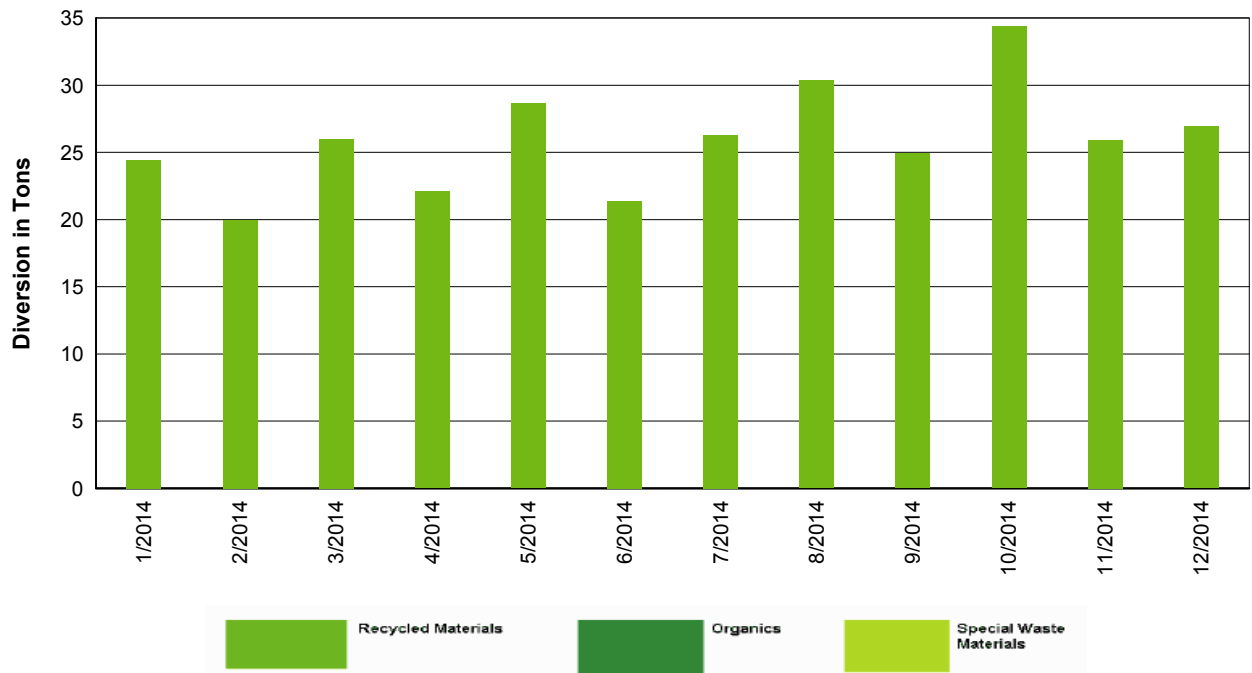


THINK GREEN.®

Monthly Summary

MB Real Estate - 205-225 N. Michigan Ave.

Diverted Summary



Happy New Year - *Resolve to Recycle!*

Reduce contamination. Check out the educational resources available through our Recycle Often Recycle Right campaign at www.recycleoftenrecycleright.com.



Celebrate recycling in your facility. Schedule an event for Earth Month 2015 - recycle your electronic waste, shred secure documents and host lobby events to help encourage your tenants to recycle more.

Educate and promote recycling. Your recycling account manager can help increase recycling efforts and diversion in your building. With our complimentary building recycling review, we can see what's working and offer recommendations on how to help your tenants recycle even more effectively! *We look forward to working with you in 2015!*

THINK GREEN®

